

2023 annual report to the Community

Compton Primary School

Compton Primary School number: 724

Partnership: Blue Lake



School principal:

Rebecca Keeley

Date of endorsement:

12/02/2024



Context Statement

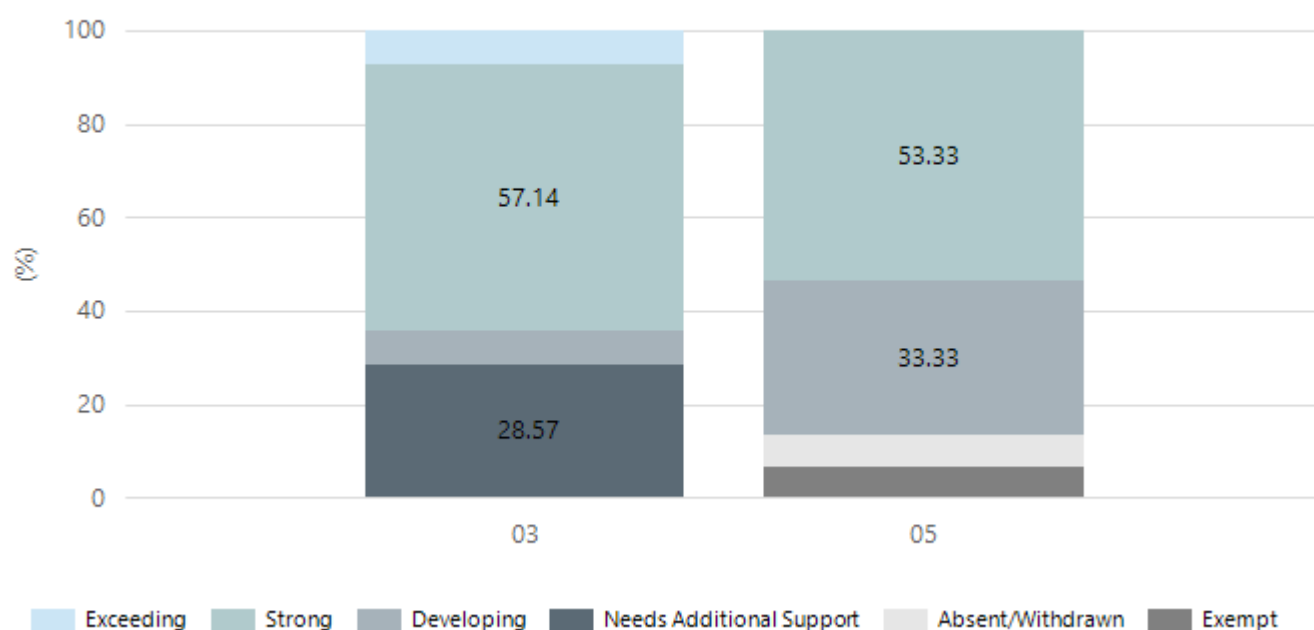
Compton Primary School caters for students from R-6. At the time of this report, the enrolment in 2023 is 85. Compton Primary School is classified as Category 5 on the Department for Education Index of Educational Disadvantage. At the time of this report, the school population includes 1% Aboriginal students, 4% students with disabilities, 2% children/young people in care. Further information about the school is available on the school's website (including its context statement), as well as the My School website.

Performance Summary

NAPLAN Proficiency

In 2023, the Australian Curriculum, Assessment and Reporting Authority (ACARA) - a Commonwealth Independent statutory authority - announced changes to NAPLAN performance reporting. This new way of reporting by ACARA that NAPLAN results from 2023 will not be comparable to previous years. The new approach replaces the previous numerical NAPLAN bands and the national minimum standard.

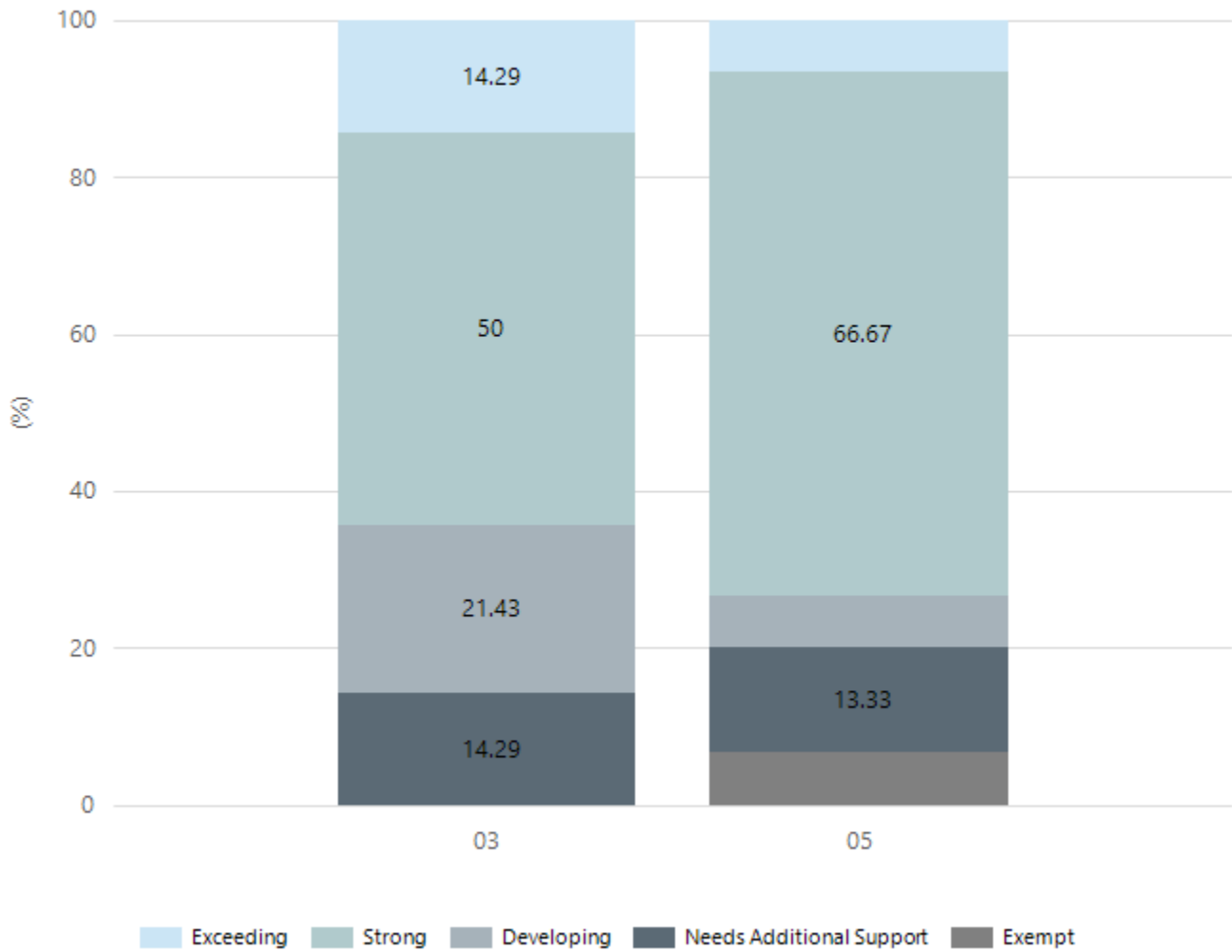
Numeracy



Year Level	03	05
Exceeding	1	
Strong	8	8
Developing	1	5
Needs Additional Support	4	
Absent/Withdrawn		1
Exempt		1
Total	14	15

Data Source: Department for Education Assessment Data Holdings, 2023. When there are less than six students in a cohort, no data is supplied.

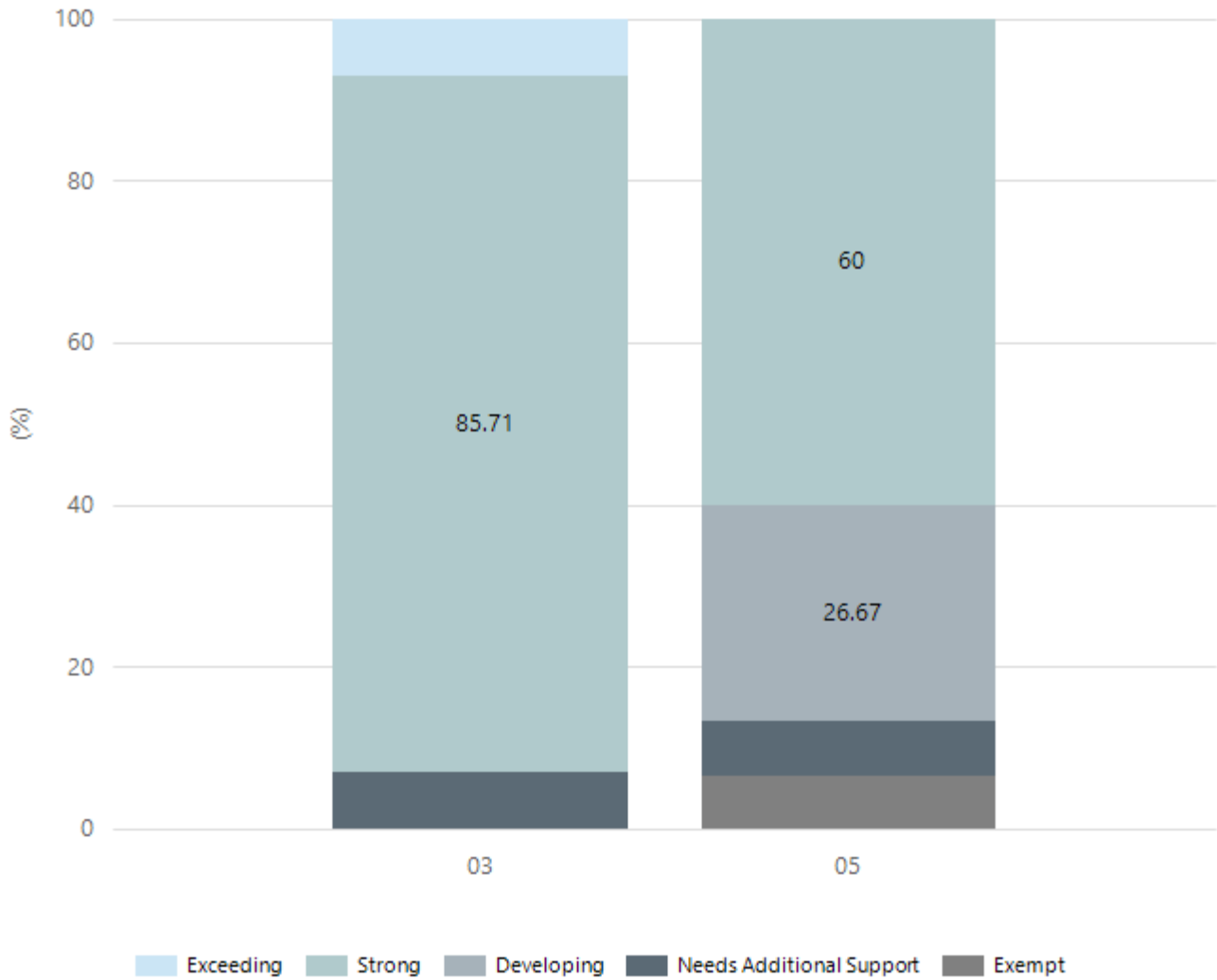
Reading



Year Level	03	05
Exceeding	2	1
Strong	7	10
Developing	3	1
Needs Additional Support	2	2
Exempt		1
Total	14	15

Data Source: Department for Education Assessment Data Holdings, 2023. When there are less than six students in a cohort, no data is supplied.

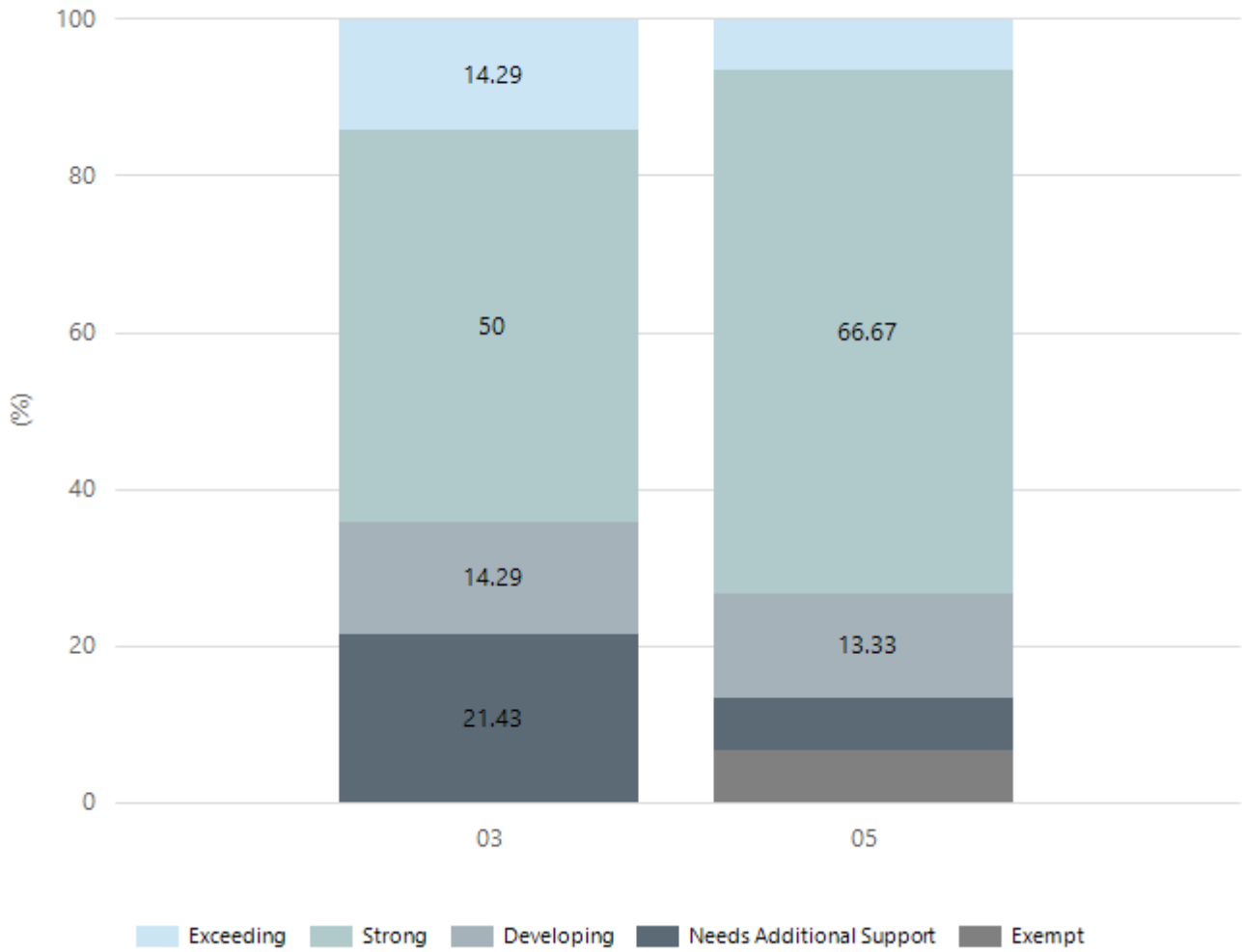
Writing



Year Level	03	05
Exceeding	1	
Strong	12	9
Developing		4
Needs Additional Support	1	1
Exempt		1
Total	14	15

Data Source: Department for Education Assessment Data Holdings, 2023. When there are less than six students in a cohort, no data is supplied.

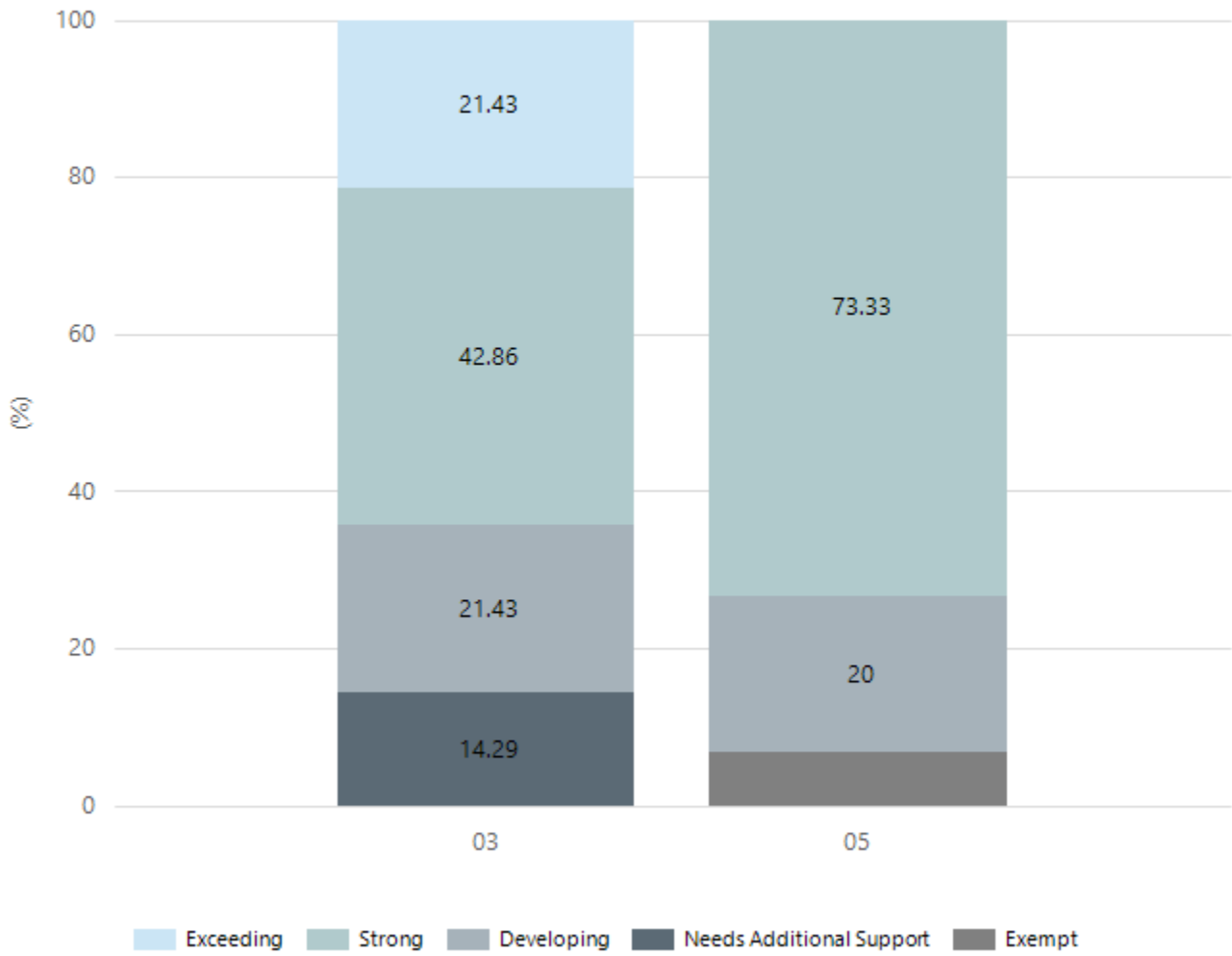
Grammar



Year Level	03	05
Exceeding	2	1
Strong	7	10
Developing	2	2
Needs Additional Support	3	1
Exempt		1
Total	14	15

Data Source: Department for Education Assessment Data Holdings, 2023. When there are less than six students in a cohort, no data is supplied.

Spelling



Year Level	03	05
Exceeding	3	
Strong	6	11
Developing	3	3
Needs Additional Support	2	
Exempt		1
Total	14	15

Data Source: Department for Education Assessment Data Holdings, 2023. When there are less than six students in a cohort, no data is supplied.

School Attendance

Year Level	2021	2022	2023
Reception	84.7%	88.4%	90.0%
Year 01	91.9%	89.8%	86.0%
Year 02	94.5%	91.7%	91.3%
Year 03	96.6%	88.0%	92.8%
Year 04	89.0%	89.5%	90.1%
Year 05	89.8%	80.3%	88.6%
Year 06	90.9%	84.1%	90.1%
Year 07	90.3%		
Total	91.0%	87.4%	89.8%

Data Source: Department for Education Attendance Data, Semester 1 Report 2023. A blank cell indicates there were no students enrolled. 'Primary Other' includes students enrolled in specialised education options. 'Secondary Other' includes students who have already spent a year at Year 12 and elected to undertake further study at Year 12.

Attendance Comment

In South Australia, all children and young people must be in school from 6 years to 16 years old. They must attend a government or non-government school full time. From age 16 to 17 however, young people must attend school or an approved learning program (such as an apprenticeship, traineeship, accredited course or university). Schools and parents must encourage and support students to come to school every day. Parents and caregivers must make sure their child is enrolled in a school, and attends school all day and everyday it is open, unless a child is sick or has an approved exemption. Teachers and leaders actively follow up when a student misses school, including recording all absences and non-attendance. All schools in South Australia have local attendance procedures governed under the Education and Children's Services Regulations 2020.

Governing Council Report

Governing Council Chair Report for 2023. When reflecting back on the 2023 school year, I really must say we have had a fantastic group of members on the Governing Council & Fundraising committee's this year. The things that we have been able to achieve and generate for the school community over the past 12 months is exceptional. With even more in the pipeline already, that I'm sure the next group will endeavour to follow through with also. So, I thank and appreciate, those wonderful parents, staff and student leaders - Lily McGrath, Arabella Baker, Will Hosking & Liana Dickson, for all putting in a collective effort for our school.

It has meant that Compton has remained a positive & vibrant school community, which holds well with the feels of a small school community, that you would expect. Students learning, well-being and personal growth are all supported by the caring staff, SSO's, students, committee members and families all working together like this. All of this has made for my second year as chairperson rewarding and a positive one.

Some of the fantastic things we have achieved for improving the school and the students experiences here at Compton have been: (I am sure that I missed one or 2 here but wow what a long list anyway.)

- Purchasing a new gazebo & matt for sports days.
- Adelaide school camp subsidies for the Year 6's.
- Camp bus for the R-5 school camp to Robe.
- Books for the Rec and Year 6's at graduation.
- Christmas parade entry, with the bonus- winning best school.
- Purchasing new athletics tops for students who represent CPS.
- Outdoor benches from the Lions Club.
- Weekly fruit bowls in classrooms for all students.
- Rubbish Competitions to clean up the school.
- Whole school beach day to celebrate another year of achievement.

Some of the really successful fundraising ventures we've endeavoured to do this year on top of the above list have been:

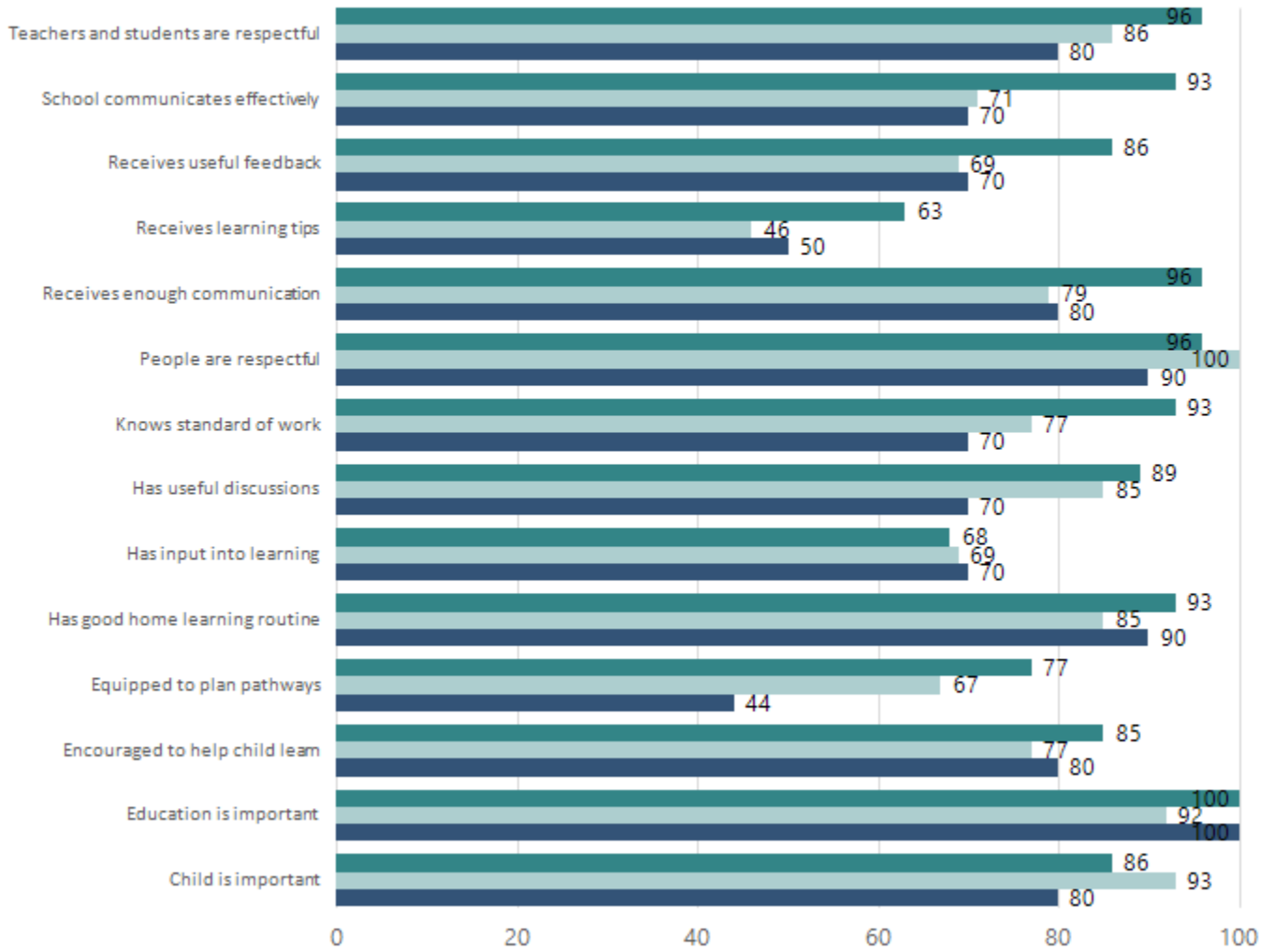
- Birth of our calf, and re-joining our cow for another baking for future benefit. I must say a huge thank you goes to Jim & Julie Cope, whom have supported our school through maintaining, keeping and joining our cow and now calf also.
- Schnitzel drive, always very popular.
- Ok Pie shop lunch order days x 2, also very popular.
- Winning the Christmas parade for Best school entry.

We had a fantastic end of school Beach Day, organised by the GC members, that saw students having a ball, being able to enjoy a whole day of fun activities to wind down for the year! We also finished with our Graduation and Awards Night, MC'ed by our very own school leaders, which saw students recognised for their commitment to showing the school values and working hard to achieve their learning goals. The Receptions were recognised for their first successful year of learning, and gifted with their own personal book from GC, our new senior class for 2024 were acknowledged, School Captains and Vice Captains for 2024 were announced and our year 6 students were farewelled as they all go off to high school in the new year. It has been a wonderful school community to be a part of this year and I wish the school and the Governing council the best of luck next year and in the future years ahead. Hayley Pettifer Governing Council Chairperson 2023

Parent Opinion Survey Results

Proportion of agree/strongly agree response(%)

2021 2022 2023



Data Source: 2023 Department for Education Parent Opinions Survey, Term 3 2023.

Intended Destination

Leave Reason	Number	%
NG - ATTENDING NON-GOV SCHOOL IN SA	2	25.0%
TG - TRANSFERRED TO SA GOVERNMENT SCHOOL	6	75.0%

Data Source: Department for Education Destination Data Report, 2023. Data extract term 3 2023. Data shows recorded destinations for students that left the school in the previous year. Data is uploaded by schools in term 3 and may not reflect final or total figures at time of report creation.

Highest Qualifications held by the teaching workforce and workforce composition

All teachers at this school are qualified and registered with the SA Teachers Registration Board.

Qualification Level	Number of Qualifications
Bachelor's degrees or Diplomas	6
Postgraduate Qualifications	1

Data Source: Data extracted from Mandatory Workforce Information Collections as on the last pay date of June 2023. As self-reported by staff in the system.

Please note: Data includes staff who are Actively employed and on extended paid leave. Please note only the highest qualification of the Teaching staff is reported. Excludes any number of other certifications earned.

Workforce composition including indigenous staff

	Teaching Staff		Non-Teaching Staff	
	Indigenous	Non-Indigenous	Indigenous	Non-Indigenous
Full-Time Equivalents	0.0	6.8	0.0	3.7
Persons	0.0	7.0	0.0	6.0

Data Source: Data extracted from Mandatory Workforce Information Collection as on the last pay date of June 2023.

Please note: Data includes staff who are actively employed and on extended paid leave. "Indigenous category" is self-reported by staff in the system.

Financial Statement

Funding Source	Amount
Grants: State	
Grants: Commonwealth	\$1 111 432
Parent Contributions	\$51 661
Fund Raising	\$11 812
Other	\$439

Data Source: School supplied data.